


# DEPREM ÇANTASI



Hazırlayacağınız bir deprem çantası, deprem sonrasında vereceğiniz yaşam mücadelesini kazanmanızı sağlayabilir.

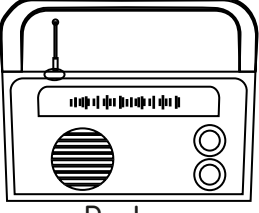
← Bu çizgiden sayfayı katlayın. →

Bu kısma yapıştırıcı sürün, defterinize yapıştırın.

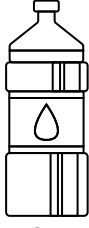
## Yönerge:

Aşağıda deprem çantasında olması gereken malzemeler verilmiştir.

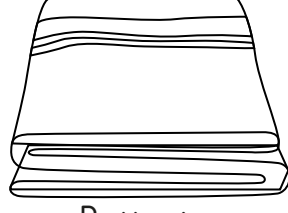
Bunları boyadıktan sonra defterinize yapıştırdığınız deprem çantasının içine yapıştırın.



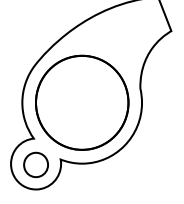
Radyo



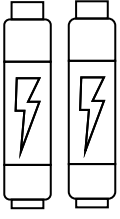
Su



Battaniye




Düdük



Pil



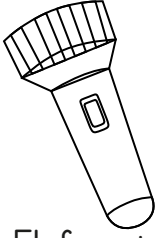
İlaçlar



Konserve



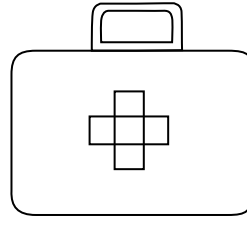
Mevsime Uygun Giysiler




El feneri




Kuru Yemiş




İlk Yardım Çantası



Çakı



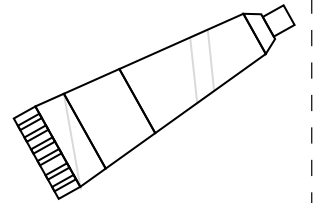
Kâğıt, kalem



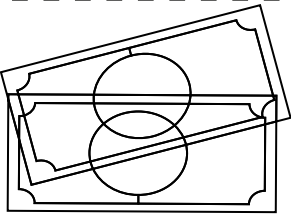
Önemli Belgeler



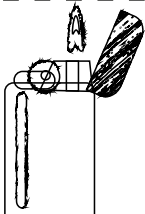
Sabun



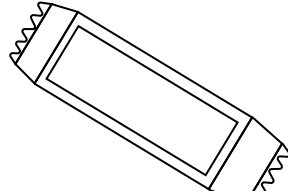
Diş Macunu



Para



Çakmak



Gofret



Deprem Bilgi Kartı